

Kindergarten

Units 3 & 4

Week 2

Parents: Please help your child choose the most appropriate assignment(s) to complete each day. When the day's assignment is done, students finish the two reflection statements on this page.

Please note Extra Practice activities are on-level for the grade level. Re-Engage activities give students additional support.

	Monday	Tuesday	Wednesday	Thursday	Friday
Topic	Compare numbers and identify which number is greater or equal.	Compare numbers and identify which number is less or equal.	Sort, classify, and count objects – 2 groups.	Sort, classify, and count objects – 2 groups.	Sort, classify, and count objects – 3 groups.
Assignment	Unit 3, Lesson 12 Re-Engage	Unit 3, Lesson 13 Re-Engage Extra Practice	Unit 4, Lesson 2 Re-Engage	Unit 4, Lesson 3 Re-Engage Extra Practice	Unit 4, Lesson 5 Re-Engage Extra Practice
Video link	Unit 3 Lesson 12 English Spanish	Unit 3 Lesson 13 English Spanish	Unit 4 Lesson 2 English Spanish	Unit 4 Lesson 3 English Spanish	Unit 4 Lesson 5 English Spanish
Reflection	One thing I was successful with is...	One thing I was successful with is...	One thing I was successful with is...	One thing I was successful with is...	One thing I was successful with is...
	One thing I need more help with is...	One thing I need more help with is...	One thing I need more help with is...	One thing I need more help with is...	One thing I need more help with is...

Find this packet on swunmath.com. Click on the hyperlinks to jump to the lesson videos.

Re-Engage

Unit 3 Lesson 12: Compare Numbers 6 to 10:
Greater



Name: _____

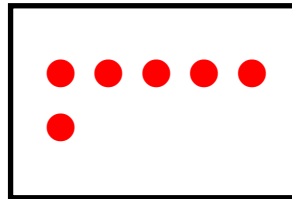

Date: _____

Model

Circle the number that is greater.

8

6



Structured Guided Practice

Directions: Circle the number that is greater.

1.

9

6



2.

7

10



Re-Engage

Unit 3 Lesson 12: Compare Numbers 6 to 10:
Greater



Student Practice

Directions: Circle the number that is greater.

1.

10

8

2.

6

7

3.

9

8

4.

7

9

Re-Engage

Unit 3 Lesson 13: Compare Numbers 6 to 10:
Less



Name: _____

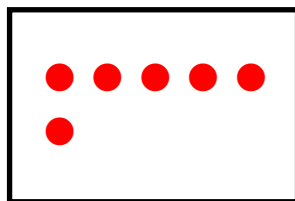

Date: _____

Model

Circle the number that is less.

8

6



Structured Guided Practice

Directions: Circle the number that is less.

1.

7

6



2.

10

8



Re-Engage

Unit 3 Lesson 13: Compare Numbers 6 to 10:
Less



Student Practice

Directions: Circle the number that is less.

1.

7

8

2.

6

8

3.

10

9

4.

9

6

Extra Practice

Unit 3 Lessons 11-13: Compare Numbers 0 to 10:
Less Than or Equal To



Name: _____

Date: _____

Directions: Compare the numbers.

1. Circle the number that is less.

5 9

2. Circle the number that is greater.

8 7

3. Circle the number that is less.

10 6

4. Circle the number that is equal to the first number.

8 | 4 8

Extra Practice

Unit 3 Lessons 11-13: Compare Numbers 0 to 10:
Less Than or Equal To



Directions: Compare the numbers.

5. Circle the number that is greater than the first number.

6

7

5

6. Circle the number that is less than the first number.

10

3

10

7. Circle the number that is equal to the first number.

2

1

2

8. Circle the number that is greater than the first number.

5

9

4

Re-Engage

Unit 4 Lesson 2: Sort, Classify, and Count
2 Groups – Fewer










































Name: _____

Date: _____

Model and Structured Guided Practice

Directions: Count the objects classified in two groups. Decide which group has fewer.

triangles	hexagons																				
<table><tr><td></td><td></td><td></td><td></td><td></td></tr><tr><td></td><td></td><td></td><td></td><td></td></tr></table>											<table><tr><td></td><td></td><td></td><td></td><td></td></tr><tr><td></td><td></td><td></td><td></td><td></td></tr></table>										
																					
																					
																					

1. How many triangles? _____



2. How many hexagons? _____



3. Which group has **fewer** objects? Circle the correct answer.



Re-Engage

Unit 4 Lesson 2: Sort, Classify, and Count
2 Groups – Fewer



Student Practice

Directions: Count the objects classified in two groups. Decide which group has fewer.

stars	squares																				
<table><tr><td>★</td><td>★</td><td>★</td><td>★</td><td>★</td></tr><tr><td>★</td><td>★</td><td>★</td><td>★</td><td>★</td></tr></table>	★	★	★	★	★	★	★	★	★	★	<table><tr><td>◊</td><td>◊</td><td>◊</td><td>◊</td><td>◊</td></tr><tr><td>◊</td><td>◊</td><td></td><td></td><td></td></tr></table>	◊	◊	◊	◊	◊	◊	◊			
★	★	★	★	★																	
★	★	★	★	★																	
◊	◊	◊	◊	◊																	
◊	◊																				

1. How many stars?



2. How many squares?



3. Which group has **fewer** objects? Circle the correct answer.



Re-Engage

Unit 4 Lesson 3: Sort, Classify, and Count
2 Groups



















































Name: _____

Date: _____

Model and Structured Guided Practice

Directions: Count the objects classified in two groups. Decide which group has more and which group has fewer.

police cars	firetrucks																				
<table><tr><td></td><td></td><td></td><td></td><td></td></tr><tr><td></td><td></td><td></td><td></td><td></td></tr></table>											<table><tr><td></td><td></td><td></td><td></td><td></td></tr><tr><td></td><td></td><td></td><td></td><td></td></tr></table>										
																					
																					
																					
																					

1. How many police cars?



2. How many firetrucks?



3. Which group has **more** objects? Circle your answer.



4. Which group has **fewer** objects? Circle your answer.













































Re-Engage

Unit 4 Lesson 3: Sort, Classify, and Count 2 Groups



Student Practice

Directions: Count the objects classified in two groups. Decide which group has more and which group has fewer.

planes	helicopters																				
<table><tr><td></td><td></td><td></td><td></td><td></td></tr><tr><td></td><td></td><td></td><td></td><td></td></tr></table>											<table><tr><td></td><td></td><td></td><td></td><td></td></tr><tr><td></td><td></td><td></td><td></td><td></td></tr></table>										
																					
																					
																					
																					

1. How many planes?



2. How many helicopters?



3. Which group has **more** objects? Circle your answer.



4. Which group has **fewer** objects? Circle your answer.









Name: _____

Date: _____

Directions: Cut, sort, glue and count the objects in each group. Then, answer the questions below.

strawberries 	bananas 

1. How many  strawberries? _____
2. How many  bananas? _____
3. Which group has **more** objects? Circle your answer.
4. Which group has **fewer** objects? Circle your answer.




Picture Tiles


Unit 4 Lessons 1-3: Sort, Classify, and Count:
2 Groups



1-4



5-8





This page is intentionally left blank.

Re-Engage

Unit 4 Lesson 5: Sort, Classify, and Count
3 Groups – Fewest


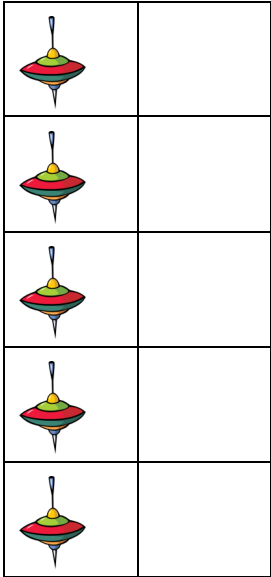



Name: _____

Date: _____

Model and Structured Guided Practice

Directions: Count the objects classified in three groups. Decide which group has the fewest.

blocks	tops	cars
		

1. How many blocks?



2. How many tops?



3. How many cars?



4. Which group has **the fewest** objects? Circle the correct answer.

































Re-Engage

Unit 4 Lesson 5: Sort, Classify, and Count
3 Groups – Fewest



Student Practice

Directions: Count the objects classified in three groups. Decide which group has the fewest.

frogs	cats	chickens
 	 	 
 	 	 
 	 	 
 	 	 
 	 	 

1. How many frogs?



2. How many cats?



3. How many chickens?



4. Which group has the fewest objects? Circle the correct answer.



Extra Practice




Unit 4 Lessons 4-6: Sort, Classify, and Count: 3 Groups



Name: _____

Date: _____




Directions: Cut, sort, glue and count the objects in each group. Then, answer the questions.




 octopus	 angelfish	 dolphins

1. How many  octopus? _____

2. How many  angelfish? _____

3. How many  dolphins? _____

4. Which group has the **most** objects? Circle your answer.   




5. Which group has the **fewest** objects? Circle your answer.   

Extra Practice


Unit 4 Lessons 4-6: Sort, Classify, and Count:
3 Groups



Directions: Cut, sort, glue and count the objects in each group. Then, answer the questions.

 clownfish	 sharks	 lobsters

6. How many  clownfish? _____

7. How many  sharks? _____

8. How many  lobsters? _____

9. Which group has the **most** objects? Circle your answer.



10. Which group has the **fewest** objects? Circle your answer.















Picture Tiles
















Unit 4 Lessons 4-6: Sort, Classify, and Count:
3 Groups



1-5

5-10



This page is intentionally left blank.