



Dear Third Grade Families,

In Unit 7, students will work on the following third grade Common Core standard in the Operations and Algebraic Thinking (OA) domain.

3.OA.8	Solve two-step word problems using the four operations. Represent these problems using equations with a letter standing for the unknown quantity. Assess the reasonableness of answers using mental computation and estimation strategies including rounding.
--------	---

Unit 7 Concepts:

- Solve addition/subtraction 2-step word problems
- Solve addition/subtraction/multiplication 2-step word problems
- Solve addition/subtraction/division 2-step word problems
- Write equations to represent 2-step word problems
- Assess the reasonableness of an answer

Unit 7 Vocabulary:

- Equation
- Rounding

Properties of Operations

Commutative Property

$$6 + 2 \text{ and } 2 + 6 \text{ both } = 8$$

$$6 \times 2 \text{ and } 2 \times 6 \text{ both } = 12$$

Associative Property

$$(1 + 2) + 3 \text{ is the same as } 1 + (2 + 3)$$

$$(2 \times 4) \times 3 \text{ is the same as } 2 \times (4 \times 3)$$

In this unit, students may use the addition and subtractions strategies they learned in second grade. These are reviewed on the back of this letter.

Ask questions like these to help your child become a productive mathematical thinker:

- What information is given to you in the problem?
- What are you being asked to find?
- What is the variable in this problem?
- What equation would represent this problem?
- Could you draw a model to help you solve the problem?
- What is your first step to solve the problem?
- Is there a strategy you can use to help you solve?
- How do you know your answer is reasonable?

Need a review? Check out our lesson videos on-line!

swunmath.com/student-videos

If you don't know the class's special name, ask your child's teacher.

We encourage you to talk with your child daily about what was learned in math class.

Thank you for your support!

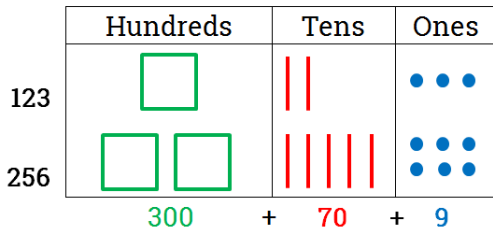
Grade 3 – Unit 7

Two-Step Word Problems



$$123 + 256 = 379$$

Draw a Picture Strategy



1. Decompose the addends.
2. Draw the ones, bundle if 10 or more.
3. Draw the tens, bundle if 10 or more.
4. Draw the hundreds.
5. Add the ones, tens, and hundreds and combine your answers.

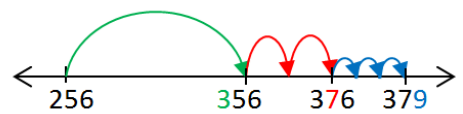
Place Value Strategy

H	T	O	
100	20	3	300
200	50	6	70
300	70	9	+ 9
			379

1. Decompose the addends on a place value mat.
2. Add the ones.
3. Add the tens.
4. Add the hundreds.
5. Rewrite in working form and add.

Number Line Strategy

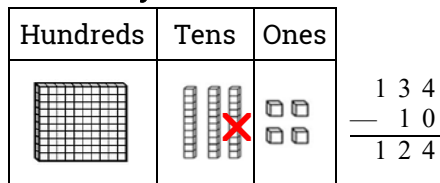
Decompose $123 = 100 + 20 + 3$



1. Write the larger addend at the beginning (left side) of the number line.
2. Decompose the smaller addend.
3. Count on the hundreds.
4. Count on the tens.
5. Count on the ones.

$$379 - 123 = 256$$

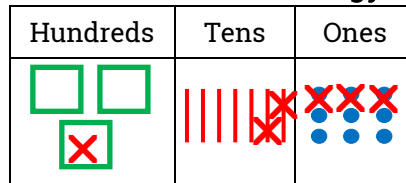
Mentally Subtract 10 or 100



This strategy works when subtracting 10 or 100.

1. Draw the minuend on a place value chart.
2. Subtract a ten rod or hundred square.
3. Rewrite the difference.
4. Check your answer using working form.

Draw a Picture Strategy



1. Draw the minuend on a place value mat.
2. Subtract the ones, unbundle and regroup a ten, if needed.
3. Subtract the tens, unbundle and regroup a hundred, if needed.
4. Subtract the hundreds.
5. Rewrite the expanded form to standard form.

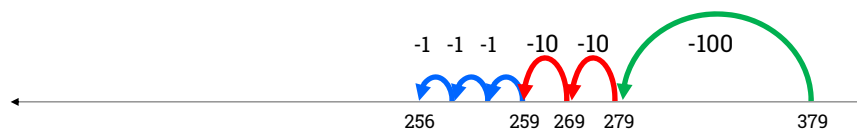
Place Value Strategy

Hundreds	Tens	Ones
300	70	9
- 100	20	3
200	50	6

1. Decompose/break apart both numbers into hundreds, tens, and ones.
2. Subtract the ones.
3. Subtract the tens.
4. Subtract the hundreds.
5. Change your answer from expanded form to standard form.

$$379 - 123 = 256$$

Number Line Strategy



1. Write the minuend at the right end of the number line.
2. Decompose the subtrahend. $100 + 20 + 3$
3. Count back the number of hundreds.
4. Count back the number of tens.
5. Count back the number of ones.
6. Add up the value of your jumps to find the difference.

minuend - subtrahend = difference

$$379 - 123 = 256$$